



PressReader App



What is PressReader?

PressReader gives you access to over 7,000 newspapers and magazines from 120 countries in 60 languages, it provides instant access via your tablet, phone, laptop or PC.

There are great additional functions available too - zoom in on an article, e-mail, share, print, listen or translate to another language.
(Not all publications have the translate or listen option)

** The images used are from an Android phone, there may be differences if you are using a different device.*

How do I access PressReader?

PressReader is available on mobile devices, such as smart phones and tablets, using the PressReader app; there are apps for Android, Apple, Blackberry, Kindle Fire and Microsoft.

PressReader will also work on a PC, laptop, etc. – log in via the [Virtual Library](#)

How do I log in?

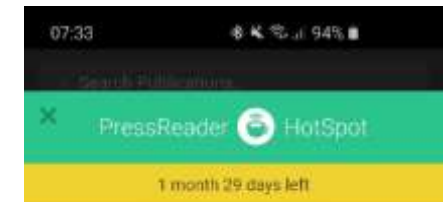
1. **Download** the PressReader app from your app store
2. **Open** the app
3. Tap **Sign In**
4. Tap **Libraries or Group**
5. **Sign in** with your library card number and PIN – make sure the **Stay Signed In** box is selected
6. Tap **Sign In**
7. Read the Terms and Conditions

As a first time user you are asked to **register**:-Enter your email address, password, first and last name.

8. Tap **Agree**
You can choose Cancel, but you will not be able to make use of all the functionality in the app: for example my publications, comments, bookmarks, sharing, etc.

The PressReader homepage loads with the Bedford Borough and Central Bedfordshire pop-up

You are now logged into the app and will only need to log in with your library card number and PIN again if you sign out for any reason or your access period of 60 days (usually 30 days) expires.



Welcome to Bedford
Borough and Central
Bedfordshire Libraries.
Read or download your
favorite title via
PressReader.

Select Publication



How do I find a publication to read?

- Tap on the **Select Publication** button on the pop-up
OR
Close the pop up and **scroll** through the publications displayed
OR
Click on **Browse** on the menu
- To **limit the results** you can:
 - Tap the buttons to limit the results to **Newspapers, Magazines** and **UK** publications only
 - Use the **Categories** option to choose publications on a specific subject
 - Use the **Countries** option to display publications published in a specific country
 - Use the **Languages** option to display publications published in a specific language

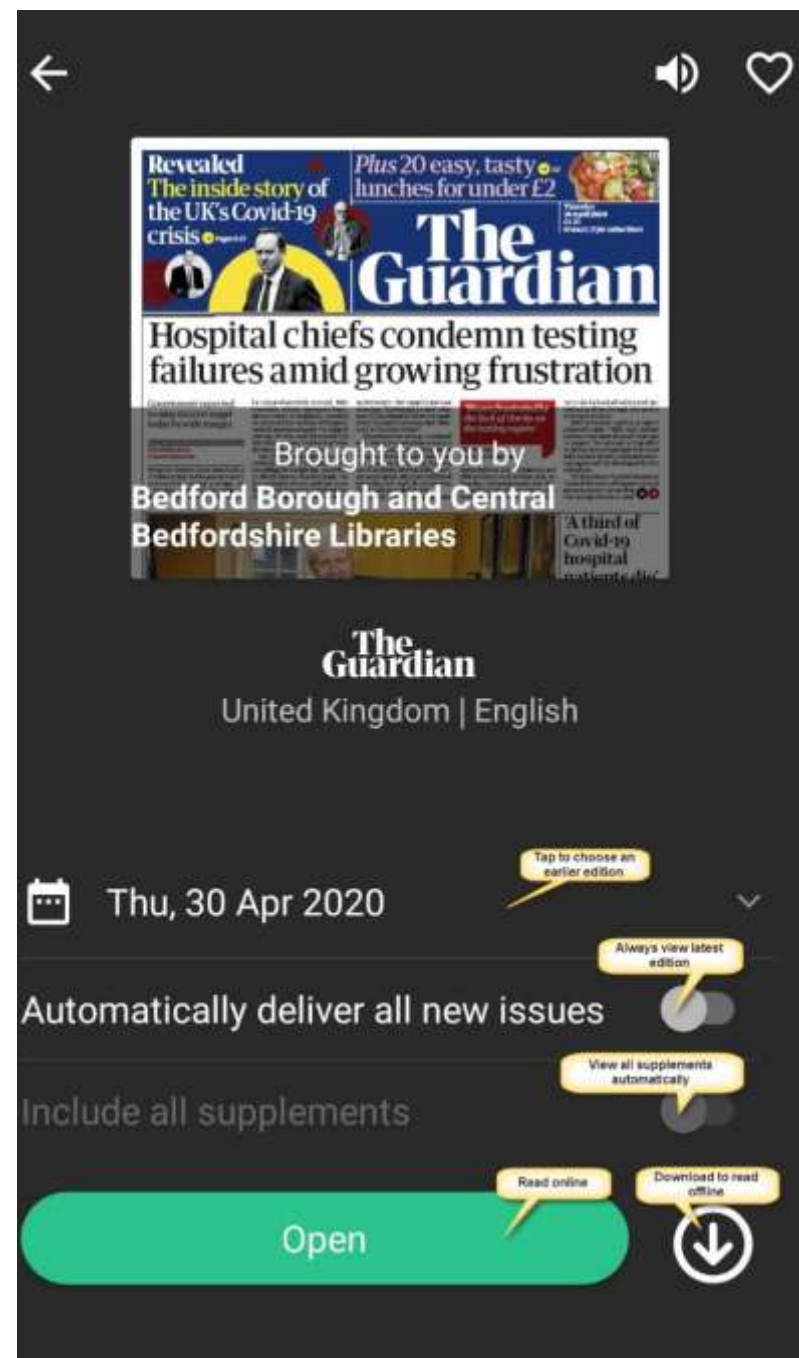
How do I search for and read a publication?

1. Tap in the **Search Publications** area at the top of the app
2. Enter the name of the publication you want to read
3. A results list will display
4. Tap on the **cover page** of the publication you want to read – this will be the latest edition
5. Tap the **Open** button to read online or the **Down arrow** to download and read offline.

How do I read an older edition?

The backlist of titles varies depending upon the publication, for newspapers back copies are available for up to three months. To choose an earlier edition follow the steps below:

1. Tap in the **Search Publications** area at the top of the app
2. Enter the name of the publication you want to read
3. A results list will display
4. Tap on the **cover page** of the publication you want to read – this will be the latest edition.
5. Tap on the date of the latest edition to open a calendar
6. Tap on the date of the publication you want to read
7. Tap the **Open** button to read online or the **Down arrow** to download and read offline.



How do I read a publication and are there extra features?

1. Locate the publication and edition you want to read
2. Tap the **Open** button to read online or the **Downward** arrow to download and read offline
3. The paper opens showing the cover page with images of the other pages along the bottom
4. Tap on the **cover** or the page you want to read to see it full screen
 - a. Click on the article title to go to the text view for easy reading; this will give you additional options at the bottom of the screen to change the font size, bookmark where you are, share and comment, translate, or copy the article
 - OR
 - b. Use the Zoom option or pinch and zoom on the screen
5. Tap the **menu** button to see the **Contents** list

Options to read and share the paper

Contents List – Tap on the menu button to see a contents list and jump to the section you want to read

Text View – Makes the paper easier to read by displaying the articles with images in more of a book format. The icon changes to a small version of the publication – tap this to revert to the standard publication layout.

Save and Share – This option opens a menu with three options:

1. Save to Collection – Allows you to bookmark the publication so you can find it easily to read later; only available if you have created a PressReader Account
2. Share – Share the article using social media, chat tools, email, etc.; Only available if you have created a PressReader account
3. Settings – A range of reading settings which can be switched off if you would prefer; SmartZoom, Full Screen, Highlights in full screen, Postpone Sleep.

Listen – Click on the speaker icon to have the paper read to you.

How do I add a publication to My Publications?

You can add a publication to the My Publications section and so they appear on the homepage; simply tap the heart icon so it turns green.



I have a PressReader account already; can I link it to my library card?

Yes you can, then you can log in with your card number and PIN at any time.

1. Tap on **More...**
2. Tap on **Accounts**
3. Tap on the option **PressReader [Your name]**
4. Scroll down to **Social and Linked Networks**
5. Tap on **Library and Group**
6. Tap on **Select Library or Group**
7. Enter **Bed** and select **Bedfordshire Libraries** from the list
8. Enter your **library card number and PIN**
9. Tap **Sign In**
10. Under Library and Group it should state Library – Bedfordshire Libraries

How do I update my personal details?

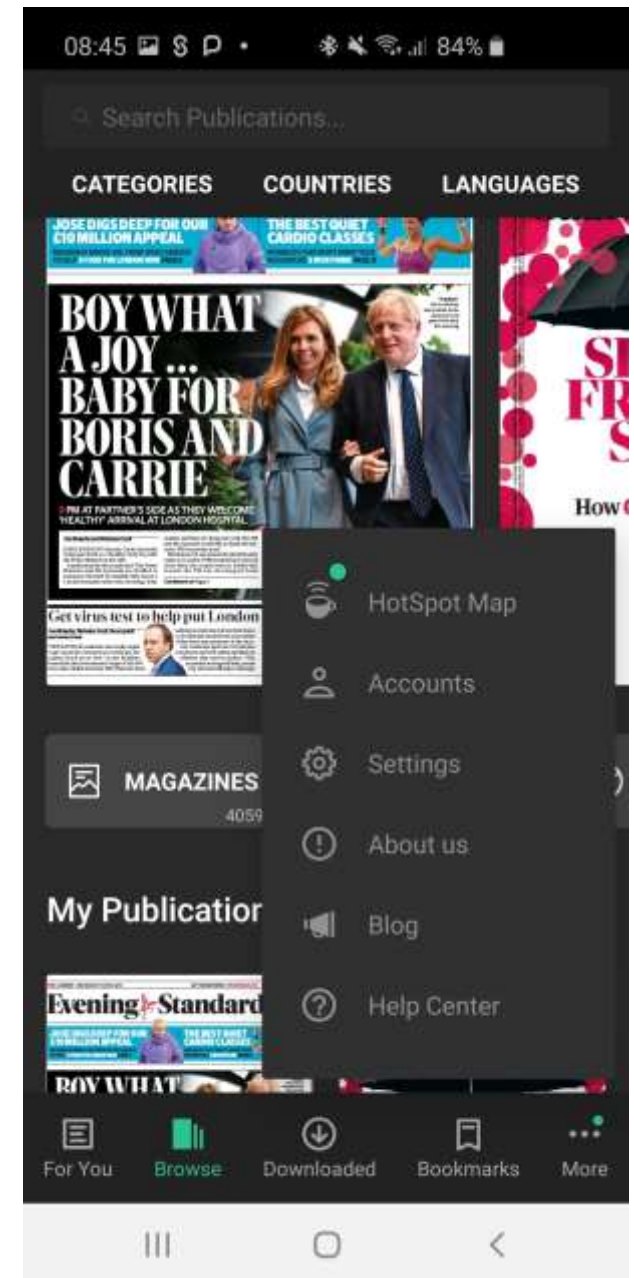
Yes you can, follow the instructions below to update your information, etc.

1. Tap on **More...**
2. Tap on **Accounts**
3. Tap on the option **PressReader [Your name]**
4. Tap on the **options** to change your
 - a. Name
 - b. Display name
 - c. E-mail address
 - d. Password
 - e. Sign Out

How do I update my settings?

Yes, you can. Follow the instructions below to update your settings and how the app works.

1. Tap on **More...**
2. Tap on **Settings** – from here you can change
 - a. The start screen display – My publications, publications, downloaded, for you
 - b. Deletion of issues downloaded
 - c. Data storage



- d. Data access
- e. Reading options
- f. HotSpot options
- g. Feedback

We all want to have access to PressReader, but share a device. How does this work?

Every member of your family can use PressReader: as long as you have all joined the library!
You will need to sign out of each account for another family member to use the service.

How do I get help using the PressReader service?

There is a fantastic PressReader Help Center – just click on the three horizontal lines (menu) and click on Help Center. Here you will find Frequently Asked Questions, video tutorials, etc.

If you still need help then there are two ways to contact us for help or with your questions.

1. Through the Virtual Library using the link below:
<https://virtual-library.culturalservices.net/cgi-bin/vlib.sh?enqtype=CONTACT>
2. E-mail PressReader directly at pressreader@wfhowes.co.uk

